

# 16 200m Breaststroke Women Final

Official

<b>NZR</b>	<b>Open New Zealand Long Course Record</b>	<b>2:29.09</b>	2023-11-18	Brearna Crawford	Waitakere Swimming Club
<b>18yr NZR</b>	<b>18 Years New Zealand Long Course Record</b>	<b>2:31.16</b>	2023-04-03	Melissa Cowen	Auckland, Ne... North Shore Swimming Club
<b>17yr</b>	<b>17 Years New Zealand Long Course</b>	<b>2:31.36</b>	2006-10-15	Natasha Lloyd	





































Show more






























☰ Qualified    1☰ Heats    🏊 Summary

Total

Rank	Competitor	Age	Club	RT	PTS	Result
1	Wieruszowski Monique	16	North Shore Swimmi...	+0.68		<b>2:35.69</b> Entry: 2:37.20 (-1.51) 50m: 33.79    100m: 1:14.32 (40.53)    150m: 1:56.17 (41.85) 200m: 2:35.69 (39.52)
2	Rope Emily	14	United Swimming Club	+0.63		<b>2:38.29</b> Entry: 2:37.26 (+1.03) 50m: 35.55    100m: 1:15.09 (39.54)    150m: 1:55.95 (40.86) 200m: 2:38.29 (42.34)
3	Lyles Jasmine	16	Phoenix Aquatics	+0.66		<b>2:39.20</b> Entry: 2:44.35 (-5.15) 50m: 35.47    100m: 1:16.00 (40.53)    150m: 1:56.81 (40.81) 200m: 2:39.20 (42.39)
4	Davidson Abby	18	United Swimming Club	+0.76		<b>2:40.16</b> Entry: 2:47.61 (-7.45) 50m: 35.98    100m: 1:16.97 (40.99)    150m: 1:58.38 (41.41) 200m: 2:40.16 (41.78)
5	McIntosh Alex	15	United Swimming Club	+0.67		<b>2:41.28</b> Entry: 2:48.27 (-6.99) 50m: 36.70    100m: 1:18.23 (41.53)    150m: 1:59.84 (41.61) 200m: 2:41.28 (41.44)
6	Quayle Bridie	15	Wharenui Swim Club	+0.78		<b>2:41.31</b> Entry: 2:44.64 (-3.33) 50m: 36.45    100m: 1:17.10 (40.65)    150m: 1:59.01 (41.91) 200m: 2:41.31 (42.30)
7	Huettemeyer Helena	16	Coast Swimming Club	+0.72		<b>2:42.66</b> Entry: 2:43.68 (-1.02) 50m: 36.16    100m: 1:17.04 (40.88)    150m: 1:59.13 (42.09) 200m: 2:42.66 (43.53)
8	King Hannah	18	Vikings Swim Club Inc	+0.73		<b>2:44.54</b> Entry: 2:47.01 (-2.47) 50m: 36.82    100m: 1:18.44 (41.62)    150m: 2:01.03 (42.59) 200m: 2:44.54 (43.51)
9	Jeromson Grace	16	TBSS Central City S...	+0.70		<b>2:45.77</b> Entry: 2:45.25 (+0.52) 50m: 36.15    100m: 1:17.31 (41.16)    150m: 2:00.75 (43.44) 200m: 2:45.77 (45.02)
10	Campion Alex	17	United Swimming Club	+0.67		<b>2:46.00</b> Entry: 2:46.25 (-0.25) 50m: 36.32    100m: 1:17.72 (41.40)    150m: 2:01.15 (43.43) 200m: 2:46.00 (44.85)
11	Bates Olivia	16	Howick Pakuranga	+0.77		<b>2:46.07</b> Entry: 2:46.53 (-0.46) 50m: 37.65    100m: 1:20.30 (42.65)    150m: 2:03.51 (43.21) 200m: 2:46.07 (42.56)
12	Hurley Kate	16	Pirates Swim Team	+0.81		<b>2:46.46</b> Entry: 2:49.62 (-3.16) 50m: 37.50    100m: 1:20.10 (42.60)    150m: 2:03.77 (43.67) 200m: 2:46.46 (42.69)
13	Chan Bianca	14	Roskill Swimming Club	+0.64		<b>2:46.63</b> Entry: 2:49.39 (-2.76) 50m: 36.29    100m: 1:16.93 (40.64)    150m: 2:00.79 (43.86) 200m: 2:46.63 (45.84)
14	Lam Elisha	17	TBSS Central City S...	+0.68		<b>2:46.76</b> Entry: 2:50.19 (-3.43) 50m: 36.41    100m: 1:18.38 (41.97)    150m: 2:01.91 (43.53) 200m: 2:46.76 (45.85)

200m: 2:46.76 (44.85)

15	 Franklin Daine	15	 Central Maritime Club	+0.68	2:46.90
200m: 2:46.90 (42.75)					
16	 Ketel Mya	17	 Nelson South Swim ...	+0.73	2:47.19 Entry: 2:49.04 (-1.85)
50m: 38.07		100m: 1:20.90 (42.83)		150m: 2:03.52 (42.62)	
200m: 2:47.19 (43.67)					
17	 Sampson Hannah	14	 SwimZone Racing	+0.74	2:48.31 Entry: 2:53.73 (-5.42)
50m: 37.24		100m: 1:19.71 (42.47)		150m: 2:03.93 (44.22)	
200m: 2:48.31 (44.38)					
18	 Uys Heidi	18	 Swim Timaru	+0.51	2:48.74 Entry: 2:51.44 (-2.70)
50m: 37.41		100m: 1:20.03 (42.62)		150m: 2:04.01 (43.98)	
200m: 2:48.74 (44.73)					
19	 Benyo (V) Julia	16	 Vikings Swim Club Inc		2:49.24 Entry: 2:49.47 (-0.23)
50m: 37.68		100m: 1:20.23 (42.55)		150m: 2:04.54 (44.31)	
200m: 2:49.24 (44.70)					
20	 Shi Lisa	15	 Howick Pakuranga	+0.64	2:49.38 Entry: 2:50.68 (-1.30)
50m: 38.53		100m: 1:21.36 (42.83)		150m: 2:04.71 (43.35)	
200m: 2:49.38 (44.67)					
21	 Hingston Freya	16	 United Swimming Club	+0.79	2:49.69 Entry: 2:50.32 (-0.63)
50m: 38.49		100m: 1:21.73 (43.24)		150m: 2:06.17 (44.44)	
200m: 2:49.69 (43.52)					
22	 Perini (V) Phoebe	15	 Australia	+0.63	2:50.32 Entry: 2:52.91 (-2.59)
50m: 38.07		100m: 1:21.04 (42.97)		150m: 2:05.22 (44.18)	
200m: 2:50.32 (45.10)					
23	 Penman Maisie	16	 Parnell Swimming	+0.66	2:50.44 Entry: 2:51.32 (-0.88)
50m: 38.29		100m: 1:22.07 (43.78)		150m: 2:06.10 (44.03)	
200m: 2:50.44 (44.34)					
24	 Sun Teresa	13	 United Swimming Club	+0.72	2:51.55 Entry: 2:52.09 (-0.54)
50m: 38.31		100m: 1:20.89 (42.58)		150m: 2:05.17 (44.28)	
200m: 2:51.55 (46.38)					
25	 Carter Scout	16	 Ice Breaker Aquatics	+0.68	2:51.94 Entry: 2:52.19 (-0.25)
50m: 39.49		100m: 1:23.42 (43.93)		150m: 2:07.70 (44.28)	
200m: 2:51.94 (44.24)					
26	 Cherrier (V) Victoria	14	 Dumbea New Caledo...	+0.81	2:52.00 Entry: 2:54.97 (-2.97)
50m: 38.00		100m: 1:21.99 (43.99)		150m: 2:06.80 (44.81)	
200m: 2:52.00 (45.20)					
27	 Chan See Mulan	17	 United Swimming Club	+0.70	2:52.13 Entry: 2:52.00 (+0.13)
50m: 37.85		100m: 1:21.64 (43.79)		150m: 2:06.69 (45.05)	
200m: 2:52.13 (45.44)					
28	 Thompson Emily	15	 Ice Breaker Aquatics	+0.75	2:53.03 Entry: 2:54.14 (-1.11)
50m: 38.33		100m: 1:22.76 (44.43)		150m: 2:08.00 (45.24)	
200m: 2:53.03 (45.03)					
29	 Lovatt Kiri	15	 Club 37	+0.80	2:55.36 Entry: 2:55.92 (-0.56)
50m: 38.15		100m: 1:22.45 (44.30)		150m: 2:08.88 (46.43)	
200m: 2:55.36 (46.48)					
30	 McGrath Lily	14	 Neptune Swim Club	+0.68	2:55.70 Entry: 2:57.31 (-1.61)
50m: 38.81		100m: 1:23.26 (44.45)		150m: 2:09.75 (46.49)	
200m: 2:55.70 (45.95)					
31	 Tse Hannah	14	 United Swimming Club	+0.73	2:55.86 Entry: 3:00.04 (-4.18)
50m: 39.93		100m: 1:23.83 (43.90)		150m: 2:09.48 (45.65)	
200m: 2:55.86 (46.38)					
32	 Winter Sophie	17	 Alexandra Swimming...	+0.74	2:55.93 Entry: 2:55.73 (+0.20)

	50m: 38.76 200m: 2:55.93 (46.17)	100m: 1:24.18 (45.42)	150m: 2:09.76 (45.58)		
33	 Sercan (V) Ambre	13	 Dumbea New Caledo... +0.79	2:56.10 Entry: 2:57.39 (-1.29)	
	50m: 39.86 200m: 2:56.10 (45.17)	100m: 1:24.86 (45.00)	150m: 2:10.93 (46.07)		
34	 Vivian Olivia	13	 Wharenui Swim Club +0.81	2:56.19 Entry: 3:01.43 (-5.24)	
	50m: 39.75 200m: 2:56.19 (45.26)	100m: 1:25.29 (45.54)	150m: 2:10.93 (45.64)		
35	 Hearnis Ciara	15	 Tawa Swimming Club +0.72	2:56.93 Entry: 2:54.91 (+2.02)	
	50m: 38.25 200m: 2:56.93 (47.30)	100m: 1:23.50 (45.25)	150m: 2:09.63 (46.13)		
36	 Ryder Tayla	14	 Jasi Swim Club	2:57.31 Entry: 2:59.51 (-2.20)	
	50m: 40.19 200m: 2:57.31 (45.75)	100m: 1:25.19 (45.00)	150m: 2:11.56 (46.37)		
37	 McLaren Charlotte	14	 Trojans Swim Club +0.66	2:57.49 Entry: 2:59.68 (-2.19)	
	50m: 39.73 200m: 2:57.49 (45.90)	100m: 1:25.60 (45.87)	150m: 2:11.59 (45.99)		
38	 Molnar Sophia	17	 Wharenui Swim Club +0.77	2:57.89 Entry: 2:52.74 (+5.15)	
	50m: 38.14 200m: 2:57.89 (49.11)	100m: 1:21.68 (43.54)	150m: 2:08.78 (47.10)		
39	 Hancock Jayda	17	 Stratford Flyers Swim... +0.76	2:58.28 Entry: 2:54.46 (+3.82)	
	50m: 39.08 200m: 2:58.28 (47.35)	100m: 1:24.37 (45.29)	150m: 2:10.93 (46.56)		
40	 Riley Ariella	15	 Hamilton Aquatics +0.77	2:58.30 Entry: 2:54.72 (+3.58)	
	50m: 39.80 200m: 2:58.30 (46.49)	100m: 1:25.19 (45.39)	150m: 2:11.81 (46.62)		
41	 Shields Annabelle	13	 Pukekohe Swimming ... +0.66	2:58.61 Entry: 3:01.23 (-2.62)	
	50m: 40.02 200m: 2:58.61 (46.76)	100m: 1:24.78 (44.76)	150m: 2:11.85 (47.07)		
42	 Jury Mackenzie	13	 Liz van Welie Aquatics +0.63	2:58.72 Entry: 3:07.21 (-8.49)	
	50m: 40.22 200m: 2:58.72 (45.76)	100m: 1:26.44 (46.22)	150m: 2:12.96 (46.52)		
43	 Whitehead Amber	13	 Aquabladz NP +0.83	2:59.73 Entry: 3:03.42 (-3.69)	
	50m: 39.15 200m: 2:59.73 (47.17)	100m: 1:24.80 (45.65)	150m: 2:12.56 (47.76)		
44	 Harper Stella	13	 Wanaka Swimming C... +0.77	3:00.36 Entry: 3:04.67 (-4.31)	
	50m: 39.94 200m: 3:00.36 (47.57)	100m: 1:26.01 (46.07)	150m: 2:12.79 (46.78)		
45	 Carter Violet	14	 Ice Breaker Aquatics +0.77	3:00.68 Entry: 3:02.92 (-2.24)	
	50m: 39.88 200m: 3:00.68 (47.16)	100m: 1:26.06 (46.18)	150m: 2:13.52 (47.46)		
46	 Lam Elyse	14	 TBSS Central City S... +0.61	3:04.20 Entry: 3:01.95 (+2.25)	
	50m: 40.98 200m: 3:04.20 (49.40)	100m: 1:27.76 (46.78)	150m: 2:14.80 (47.04)		
-	 Lovell Nicola	15	 Blenheim Swimming ... +0.76	DSQ	